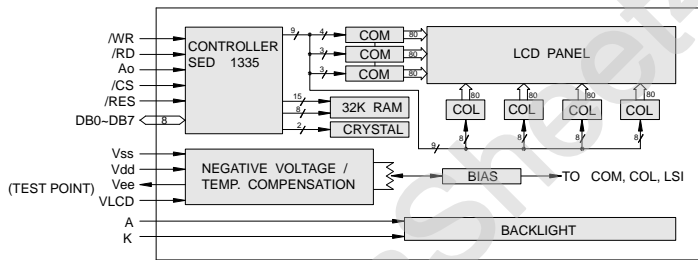
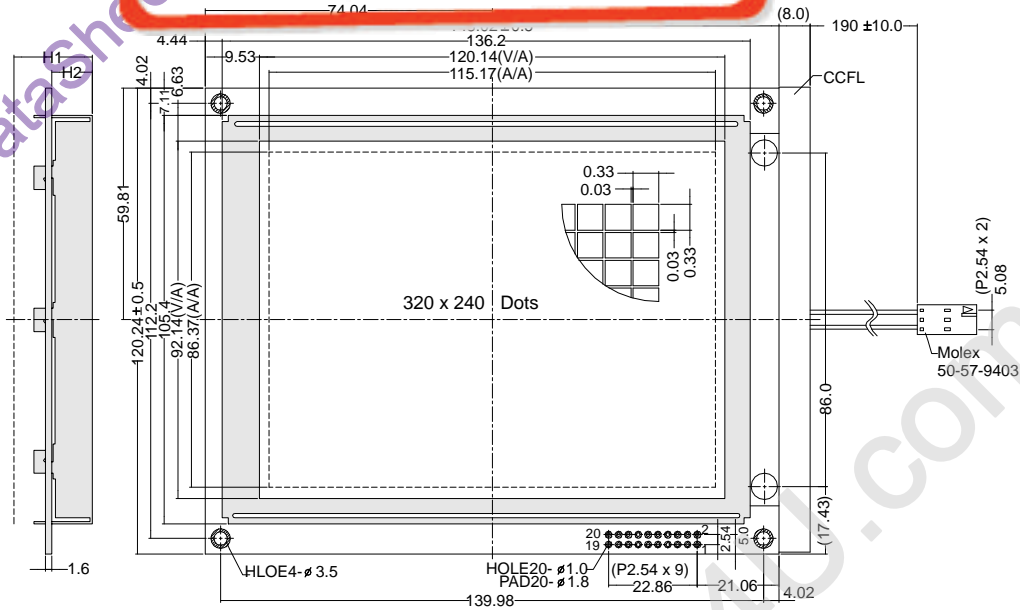


液晶之友 电话: 020-33819057
<http://www.lcdfriends.com>

OUTLINE DIMENSION & BLOCK DIAGRAM



The tolerance unless classified $\pm 0.3\text{mm}$

MECHANICAL SPECIFICATION			
Overall Size	148.02 x 120.24	Module	H2 / H1
View Area	120.14 x 92.14	W / O B/L	- / -
Dot Size	0.33 x 0.33	EL B/L	- / -
Dot Pitch	0.36 x 0.36	LED CCFL B/L	10.5 / 20.3

PIN ASSIGNMENT		
Pin no.	Symbol	Function
1	Vss	Power supply(GND)
2	Vdd	Power supply(+)
3	V _{LCD}	Contrast Adjust
4	RD	Data Read
5	WR	Data Write
6	Ao	Command / Data select
7-14	DB0-DB7	Data bus line
15	CS	Chip select
16	RST	Reset
17	Vee	Negative voltage input
18	FG	Frame Ground
19/20	NC	No Connection

ABSOLUTE MAXIMUM RATING								
Item	Symbol	Condition	Min.	Max.	Units			
Supply for logic voltage	Vdd-Vss	25°C	-0.3	7.0	V			
LCD driving supply voltage	Vdd-Vee	25°C	0	35.0	V			
Input voltage	Vin	25°C	-0.3	Vdd+0.3	V			
ELECTRICAL CHARACTERISTICS								
Item	Symbol	Condition	Min.	Typical	Max.	Units		
Power supply voltage	Vdd-Vss	25°C	4.5	-	5.5	V		
		Top	N	W	N	W	N	W
LCD operation voltage	Vop	-20°C	-	-	-	-	V	
		0°C	-	-	26.4	-	-	V
		25°C	-	-	24.8	-	-	V
		50°C	-	-	24.2	-	-	V
		70°C	-	-	-	-	-	V
LCM current consumption (No B/L)	I _{dd}	Vdd=5V	-	50	-	mA		
Backlight current consumption	LED/edge	VB/L=4.2V	-	200	-	mA		
	LED/white	VB/L=3.5V	-	160	-	mA		

REMARK

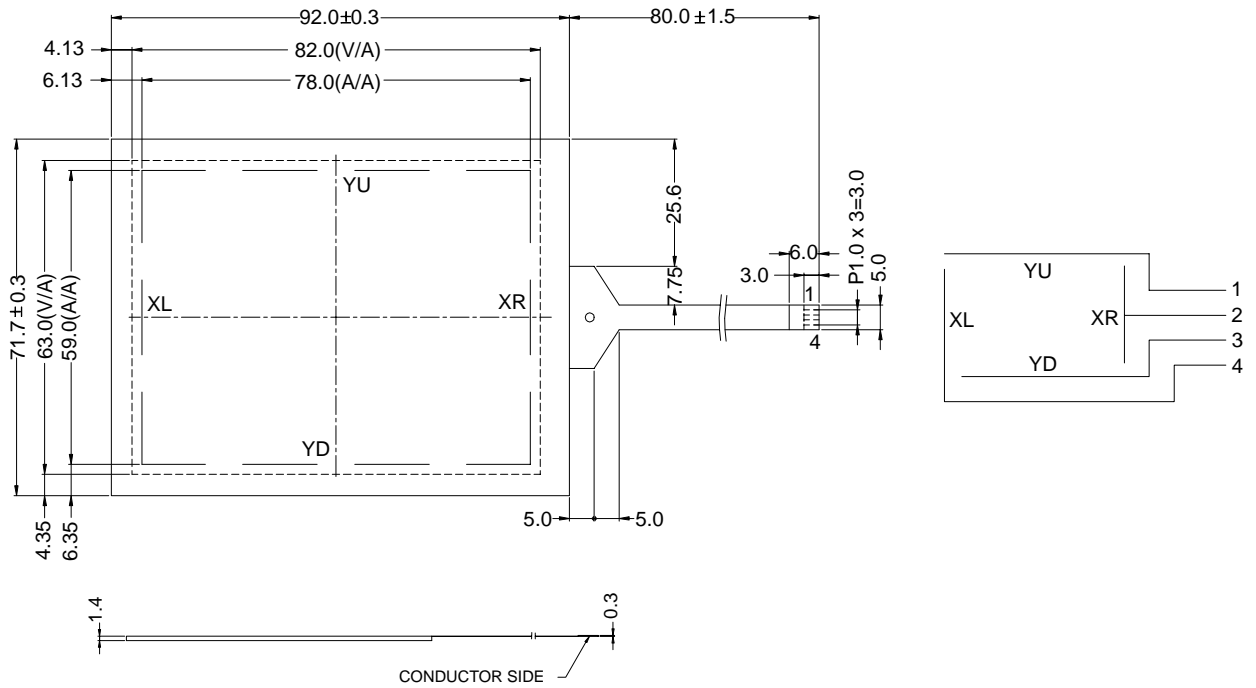
LCD option: STN, TN, FSTN

Backlight Option: LED, EL Backlight feature, other Specs not available on catalog is under request.



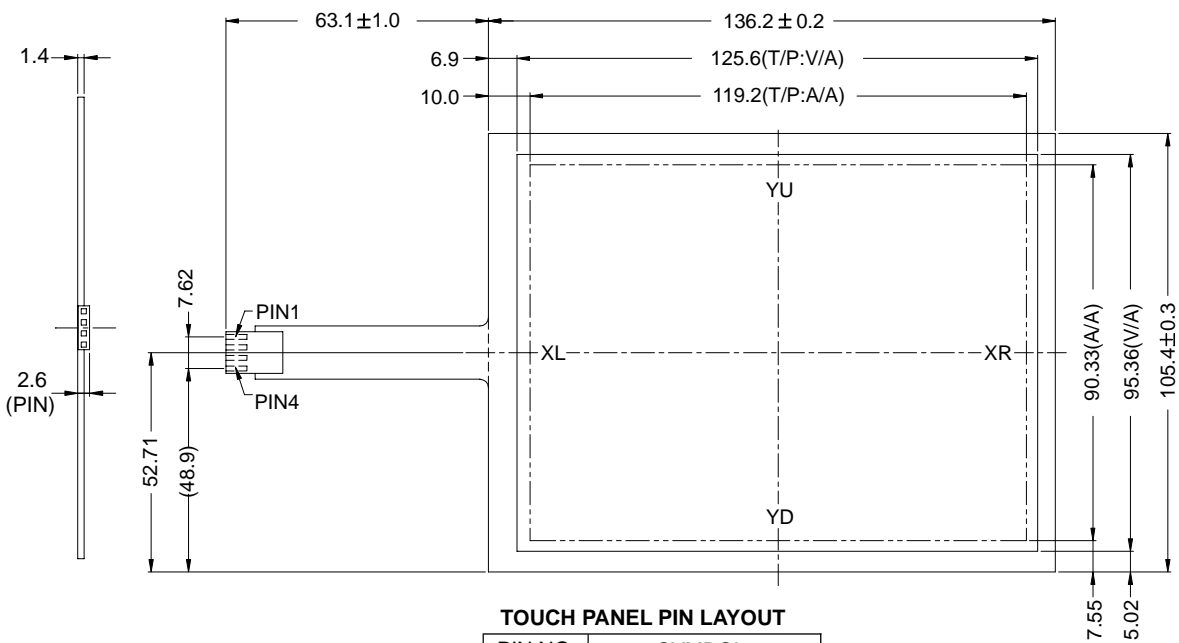
OUTLINE DIMENSION & BLOCK DIAGRAM

◆ For PG 320240-H



The tolerance unless classified ± 0.2mm

◆ For PG 320240-D



TOUCH PANEL PIN LAYOUT

PIN NO.	SYMBOL
1	YU
2	YD
3	XL
4	XR

The tolerance unless classified ± 0.2mm

